
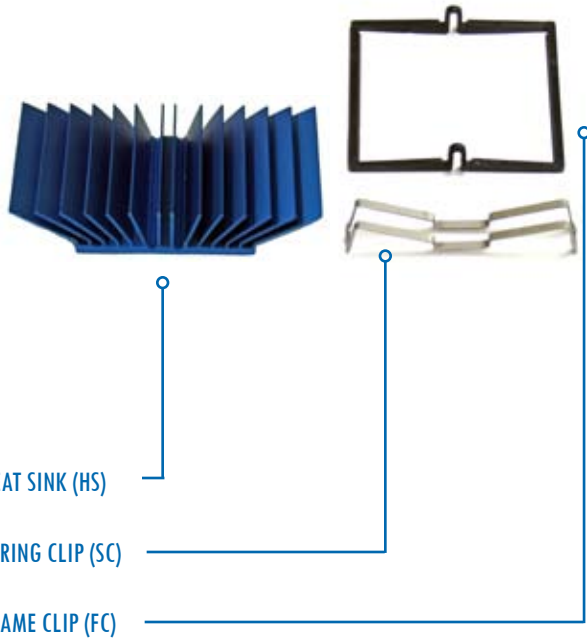



# superGRIP™ INSTALLATION GUIDE


For all maxiFLOW™ and Straight Fin  
superGRIP™ Assemblies




1 Place FC around two corners of the component. FC will bend slightly at the “horseshoe” tab. Note the direction of air flow when placing your HS.




2 Press opposite end of the FC down until it is secure around the component's edges.




3 To ensure a secure fit, push spread apart FC slightly at the “horseshoe” tabs while pressing down.




4 Place HS over the installed FC so that the “horseshoe” tabs of the FC fit within the HS' notches.




5 Place spring clip within the HS' fin field as shown. The ends of the SC will fit over the “horseshoe” tabs.




6 Push opposite end of the SC down over the FC with a small screwdriver until it fits securely on the assembly.



7 Shown above the is the HS, FC and SC assembly properly seated over the component.



8 To remove, place a small flat-head screwdriver between the spring clip and the frame clip and pry the spring clip away from the frame.



9 Remove the FC by placing a small screwdriver within the “horseshoe” tab and gently twisting in either direction to pull the frame clip away from the component.

**United States**  
89-27 Access Road  
Norwood, MA 02062  
T: 781.769.2800  
F: 781.769.9979  
ats@qats.com  
www.qats.com

**Europe**  
De Nieuwe Vaart 50  
1401 GS Bussum  
The Netherlands  
T: +31 (0) 3569 84715  
F: +31 (0) 3569 21294  
www.qats-europe.com

Advanced Thermal Solutions is a leading engineering and manufacturing company supplying complete thermal and mechanical packaging solutions from analysis and testing to final production. ATS provides a wide range of air and liquid cooling solutions, laboratory-quality thermal instrumentation, along with thermal design consulting services and training. For more information about Advanced Thermal Solutions, Inc., please visit [www.qats.com](http://www.qats.com) or call 781-769-2800.

