

Contact insert module - HC-M-06-CT-F - 1414367


Please be informed that the data shown in this PDF Document is generated from our Online Catalog. Please find the complete data in the user's documentation. Our General Terms of Use for Downloads are valid (<http://phoenixcontact.com/download>)



Contact insert module, Number of positions: 6, Socket, Crimp connection, 500 V, 16 A, 0.5 mm² ... 4 mm², Application: Power



Key Commercial Data

Packing unit	5 STK
Minimum order quantity	5 STK
GTIN	 4 055626 025209
GTIN	4055626025209

Technical data

Dimensions

Height	35.8 mm
Width	34.2 mm
Length	14.6 mm

Electrical characteristics

Note	For HEAVYCON housing type B6 to B48, HC-M-B...MF... hinged module carrier frame required, CK2,5-ED... imp contacts, crimp contacts not supplied as standard.
Rated voltage (III/3)	500 V
Rated current	16 A
Rated surge voltage	6 kV
Connection profile	6

Ambient conditions

Ambient temperature (operation)	-40 °C ... 125 °C
---------------------------------	-------------------

Mechanical characteristics

Conductor cross section	0.5 mm ² ... 4 mm ²
Connection cross section AWG	20 ... 12

Contact insert module - HC-M-06-CT-F - 1414367

Technical data

Mechanical characteristics

Stripping length of the individual wire	7.5 mm
Insertion/withdrawal cycles	≥ 500
Minimum housing height	52 mm

General

Series	HC-M-06
Color	light gray
Number of module slots	1
Connection method	Crimp connection
Flammability rating according to UL 94	V0
Degree of pollution	3
Overvoltage category	III
Assembly instructions	Housing height ≥ 52 mm. Plug-in connections may only be operated only when there is no load/voltage.

Material data

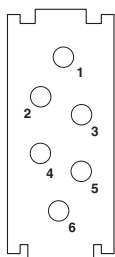
Contact material	Copper alloy
Contact surface material	Ag (alternatively Au)
Contact carrier material	PC

Standards and Regulations

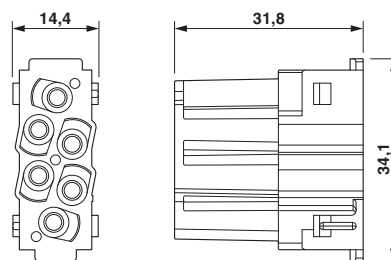
Flammability rating according to UL 94	V0
--	----

Drawings

Schematic diagram



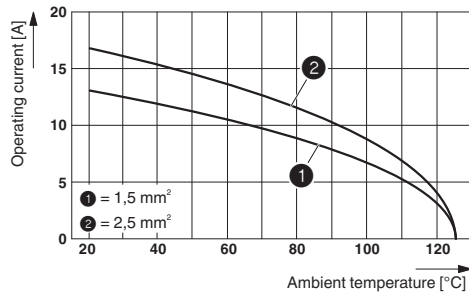
Dimensional drawing



Connector pin assignment, connection side

Contact insert module - HC-M-06-CT-F - 1414367

Diagram



Derating diagram (6 modules in HC-B 24 housing)

Approvals

Approvals

Approvals

EAC / UL Recognized / CSA

Ex Approvals

Approval details

EAC		http://database.ul.com/cgi-bin/XYV/template/LISEXT/1FRAME/index.htm	7500651.22.01.00246
-----	--	---	---------------------

UL Recognized		http://database.ul.com/cgi-bin/XYV/template/LISEXT/1FRAME/index.htm	E118976
mm²/AWG/kcmil	12		
Nominal current IN	24 A		
Nominal voltage UN	500 V		

CSA		http://www.csagroup.org/services/testing-and-certification/certified-product-listing/	13631
mm²/AWG/kcmil	12		
Nominal current IN	18 A		
Nominal voltage UN	500 V		

Phoenix Contact 2017 © - all rights reserved
<http://www.phoenixcontact.com>

PHOENIX CONTACT GmbH & Co. KG
Flachmarktstr. 8
32825 Blomberg
Germany
Tel. +49 5235 300
Fax +49 5235 3 41200
<http://www.phoenixcontact.com>