


High Power High Performance Molded Surface Mount Inductors

Model HM72E-12

Features and Benefits

- Operating Temperature Range -40°C to +155°C
- Temperature Rise, Maximum 40°C
- Operating Frequency Up to 5MHz
- RoHS Compliant



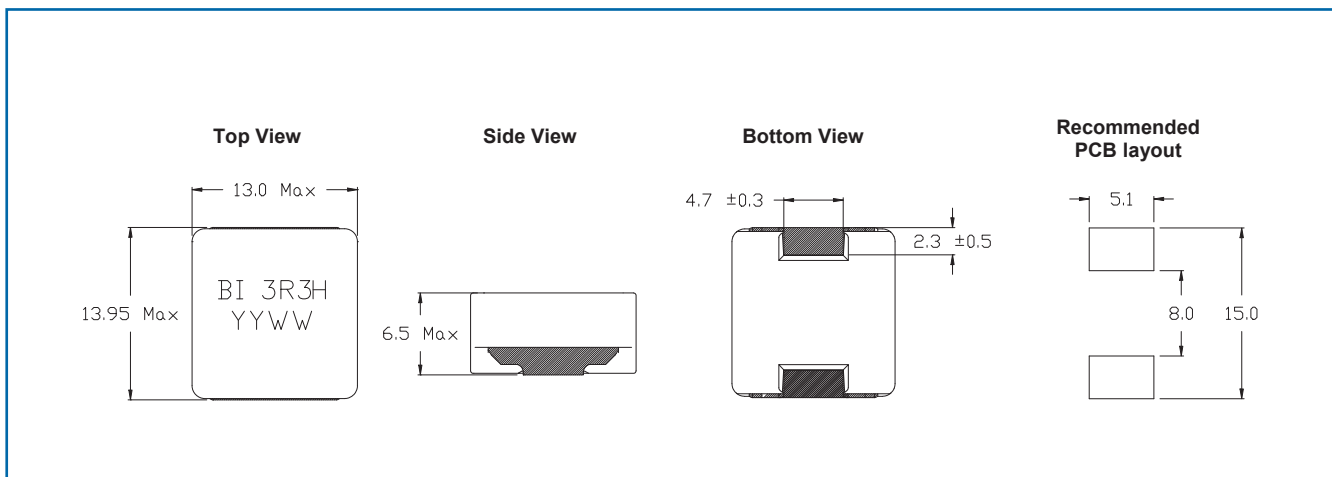
Specifications @ 25°C

Part Number	Inductance ⁽¹⁾ μH±20%	Heating Current ⁽²⁾ (Adc)	Isat ⁽³⁾ (Adc)	DCR (mΩ)	
				Typ.	Max.
HM72E-12R68HLF	0.68	35	35	1.4	1.6
HM72E-121R0HLF	1.00	32	31	1.7	2.0
HM72E-121R5HLF	1.50	27	27	2.5	3.0
HM72E-122R2HLF	2.20	22	24	3.5	4.2
HM72E-123R3HLF	3.30	18	20	5.7	6.8
HM72E-124R7HLF	4.70	13	15	9.3	11.2
HM72E-126R8HLF	6.80	11	11	13.1	14.0
HM72E-12100HLF	10.0	10	9	16.4	17.2
HM72E-12200HLF	20.0	5	8	37.0	40.5

Notes:

- (1) Inductance is measured at 100 kHz, 0.1Vac without DC current.
- (2) The Heating Current is the approximate DC current which causes the component temperature to increase by 40°C. This current is determined by soldering the component on a typical application PCB, and then applying the current to the device for 30 minutes.
- (3) The saturation current (Isat) is the approximate current at which the inductance will be decreased by 20% typical from its initial (zero DC) value.
- (4) The part temperature (ambient + temperature rise) should not exceed 155°C.

Outline Dimensions (mm)

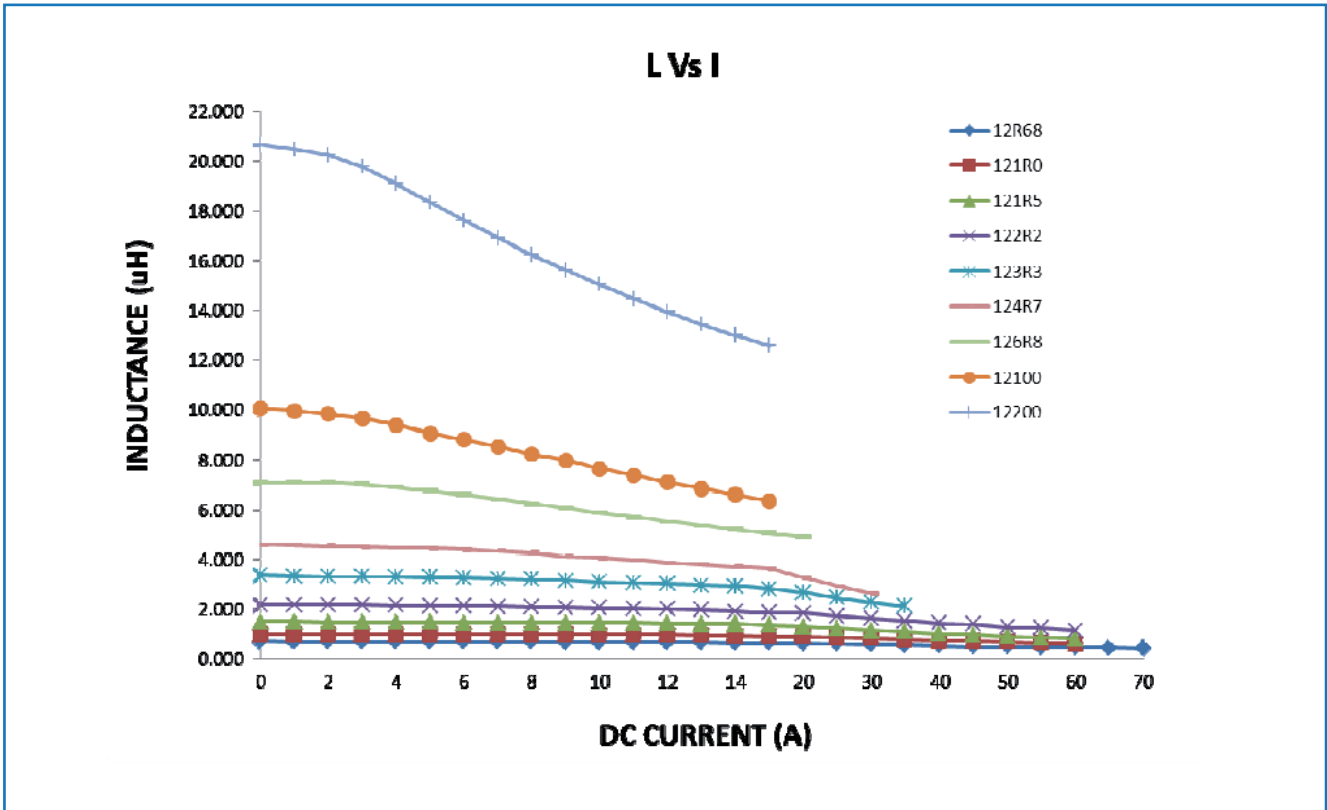


General Note

TT Electronics reserves the right to make changes in product specification without notice or liability. All information is subject to TT Electronics' own data and is considered accurate at time of going to print.

Model HM72E-12

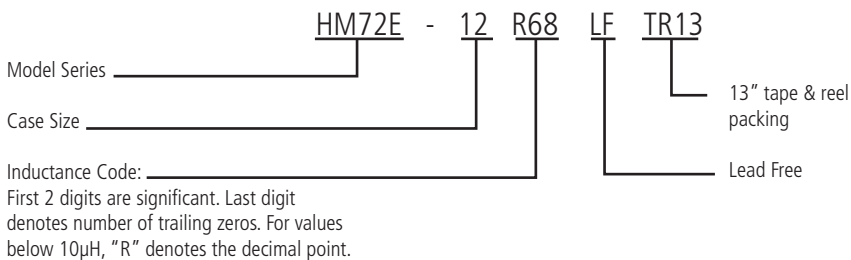
Electrical Characteristic @ 25°C



Packaging

One reel (13")	400 pcs
One shipping carton (6 reels)	2400 pcs

Ordering Information



General Note

TT Electronics reserves the right to make changes in product specification without notice or liability. All information is subject to TT Electronics' own data and is considered accurate at time of going to print.