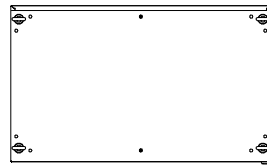
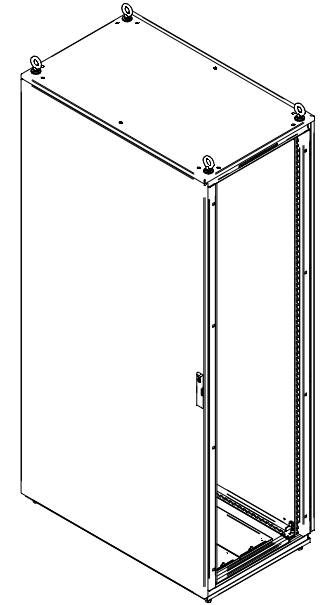



SECTION A-A



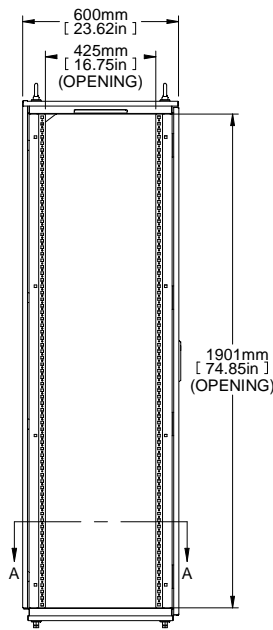
TOP VIEW



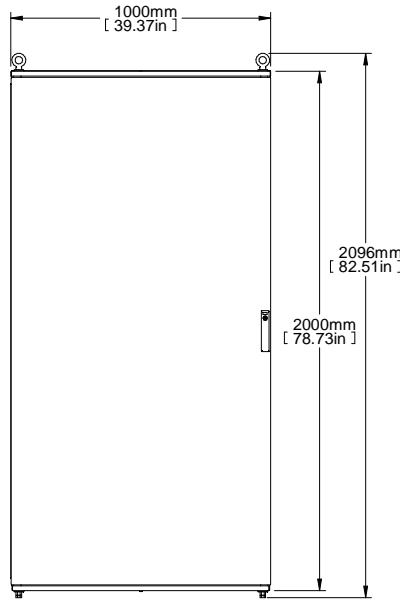
ISOMETRIC



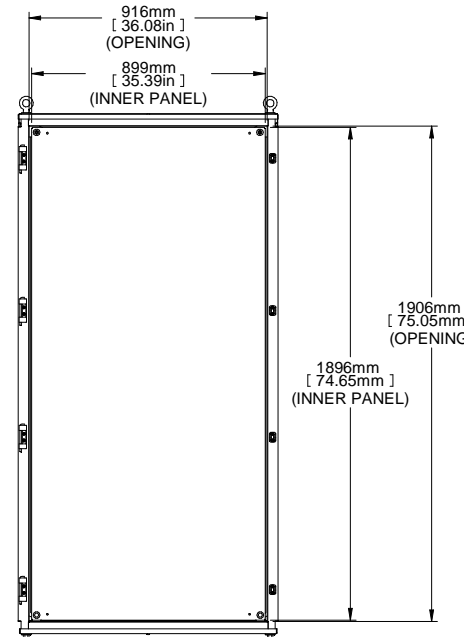
REAR VIEW



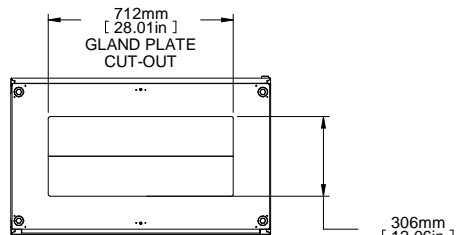
L.S. VIEW



FRONT VIEW



FRONT VIEW  
DOOR REMOVED



BOTTOM VIEW

306mm  
[ 12.06in ]  
GLAND PLATE  
CUT-OUT

PART NUMBERS	
HME20106	PAINTED TEXTURED GRAY RAL7035
NOTES	
Welded Assembly.	
See Hammond Website for Additional Accessories.	
Français	
Pour tous les détails sur nos produits, svp veuillez consulter notre site <a href="http://www.hammondmgf.com">www.hammondmgf.com</a>	
Data subject to change without notice. Isometric drawing not to scale. Les données sont sujettes à changement sans préavis.	
	<b>HAMMOND MANUFACTURING®</b> <a href="http://www.hammondmgf.com">www.hammondmgf.com</a>
PART NO.	<b>HME20106</b>