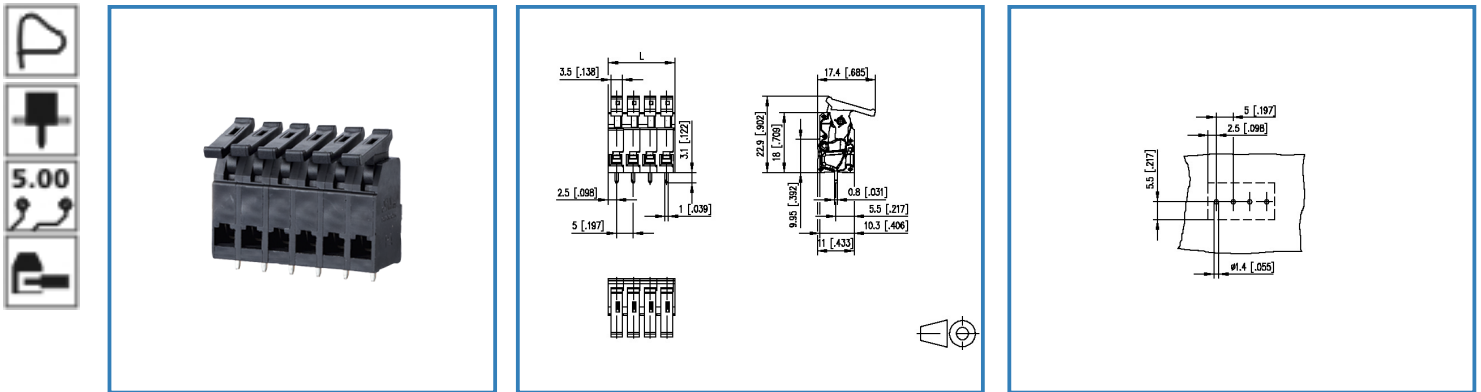


Data Sheet

ST055xxHBNC

Illustration



see enlarged drawing at the end of the document

Product specification

- spring clamp terminal block, solderable
- centerline 5.00 mm, direction of connection 90°
- fittable without loss of poles
- color black
- eccentric lever



Data Sheet

ST055xxHBNC

Technical Data



General Data

Solder pin length	3.1 mm		
min. number of poles	1		
max. number of poles	24		
Insulating material class	CTI 600		
clearance/creepage dist.	4 mm		
protection category	IP 20		
Overvoltage category	III	III	II
Pollution degree	3	2	2
Rated voltage	160.0 V	400.0 V	400.0 V
Rated test voltage	2.5 kV	2.5 kV	2.5 kV
Min. insul. strip length	6 mm		

Connection data

Rated wiring solid wire	0.08 - 2.5 mm ² / AWG 28 - 12		
Rated wiring stranded wire	0.08 - 2.5 mm ² / AWG 28 - 12		

Approvals

 V / A / AWG	300 / 12 / 28 - 12		
 2.5 mm ²	160 V / 4 kV / 19 A		

Material

insulating material	PA66
flammability class	V0
spring material	Spring steel
contact material	CuSn
Glow-Wire Flammability GWFI	960
Glow-Wire Flammability GWIT	775
contact surface	Sn

Climatic properties

upper limit temperature	105 °C
-------------------------	--------



Data Sheet

ST055xxHBNC

Page 3/5

P/N

AST055xx

xx=number of poles

2017/07/25

lower limit temperature -40 °C

General

solderability	Acc. to JEDEC JESD22-B102E 245°C/5s
Tolerance	ISO 2768 -mH

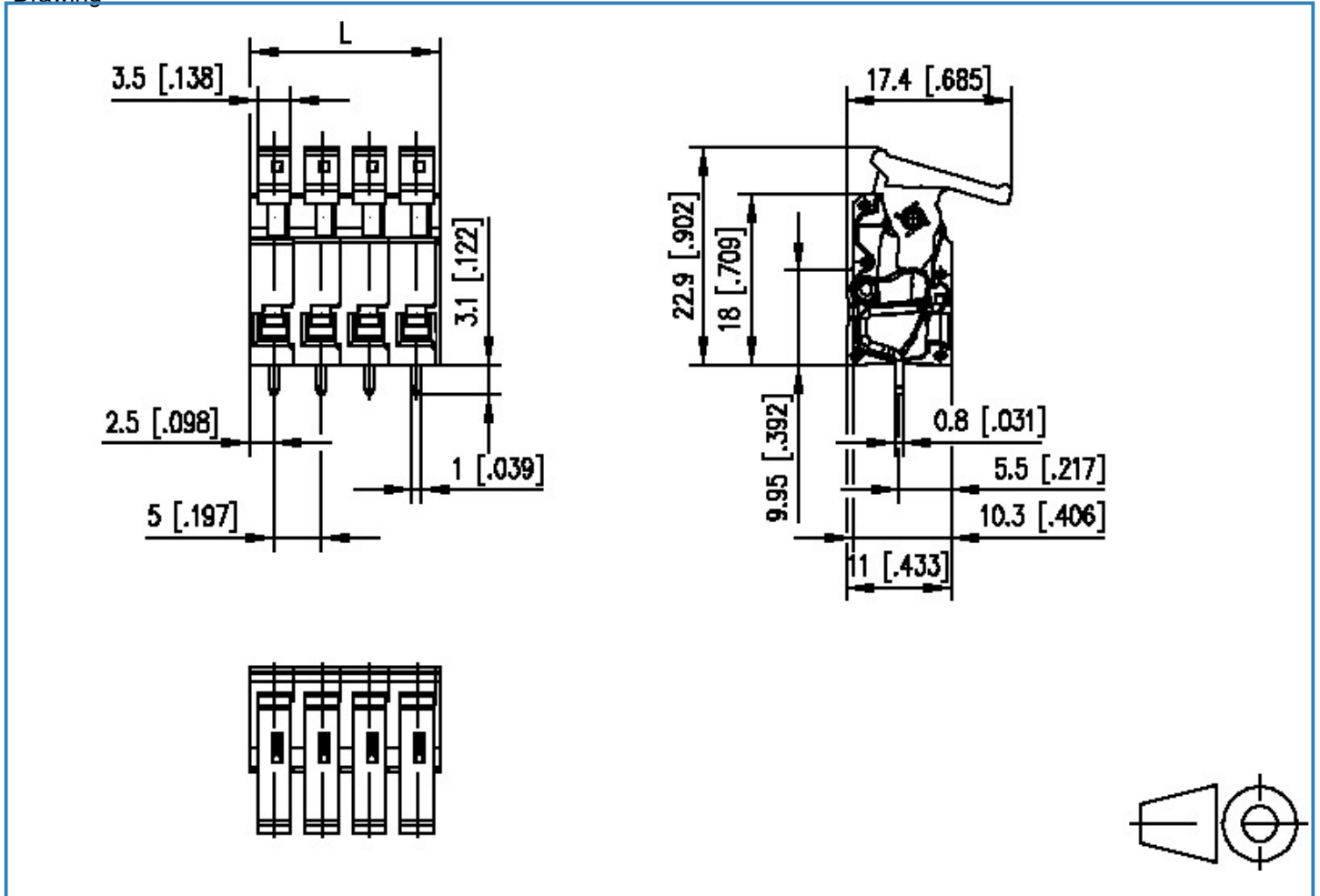


Data Sheet

ST055xxHBNC

Illustration

Drawing



$$L = (\text{pole size} - 1) \times \text{centerline} + 5 [0.197]$$

Data Sheet

ST055xxHBNC

Page 5/5

P/N

AST055xx

xx=number of poles

2017/07/25

PCB Layout

