


- Features:
- High power metal alloy current sense resistor
 - Molded package for superior heat dissipation
 - Typical inductance <5nH
 - Ideal for power supplies and motor drives
 - Package size 2512 is qualified to AEC-Q200



Electrical Specifications					
Type / Code	Power Rating (Watt)	Maximum Working Voltage	Maximum Current (A)	TCR (ppm/°C)	Ohmic Range (Ω) and Tolerance
					1%, 5%
CSM0603	0.33W	$(P \cdot R)^{1/2}$	5.6A	±100 ppm/°C	0.01
CSM2512	3W	$(P \cdot R)^{1/2}$	54.8A	±75 ppm/°C	0.001 - 0.1

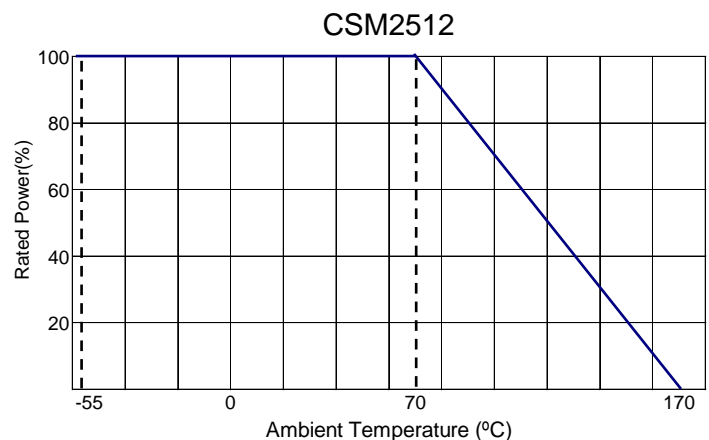
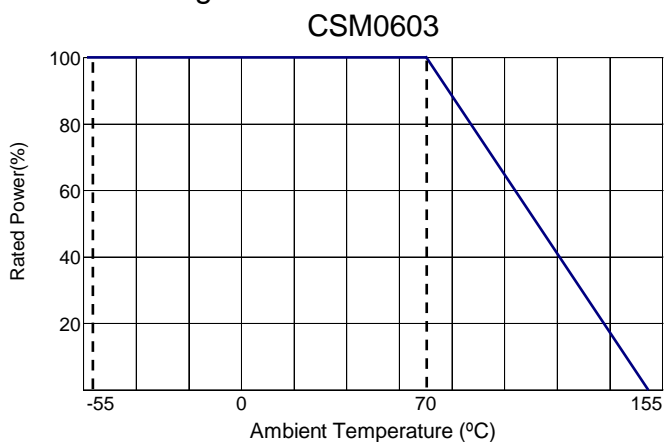
Operation Temperature Range: CSM0603 = -55°C ~ +155°C; CSM2512 = -55°C ~ +170°C

P=Rated Power (W)

R=Resistance Value (Ω)

Mechanical Specifications						
Type / Code	L	W	C	H	d	Unit
CSM0603	0.063 ± 0.004 1.60 ± 0.10	0.031 ± 0.004 0.80 ± 0.10	0.008 ± 0.004 0.20 ± 0.10	0.012 ± 0.004 0.30 ± 0.10	0.012 ± 0.004 0.30 ± 0.10	inches mm
CSM2512 (0.001Ω - 0.004Ω)	0.252 ± 0.008 6.40 ± 0.20	0.126 ± 0.008 3.20 ± 0.20	0.079 ± 0.008 2.00 ± 0.20	0.028 ± 0.008 0.70 ± 0.20	0.079 ± 0.008 2.00 ± 0.20	inches mm
CSM2512 (>0.004Ω - 0.1Ω)	0.252 ± 0.008 6.40 ± 0.20	0.126 ± 0.008 3.20 ± 0.20	0.035 ± 0.008 0.90 ± 0.20	0.028 ± 0.008 0.70 ± 0.20	0.035 ± 0.008 0.90 ± 0.20	inches mm

Power Derating Curve:



Performance Characteristics		
Test Items	Test Specifications	Test Condition
Temperature Coefficient of Resistance	CSM2512 ± 75 ppm/ $^{\circ}$ C CSM0603 ± 100 ppm/ $^{\circ}$ C	+25 $^{\circ}$ C ~ +125 $^{\circ}$ C
Load Life	$\pm 1\%$	1000 hours at rated power, 70 $^{\circ}$ C, 1.5 hours ON, 0.5 hours OFF
Short Time Overload	$\pm 0.5\%$ (for 0.04 - 0.1 Ω > rated power x 2.5 for 5 seconds)	5 X rated power for 5 seconds
Moisture No Load	$\pm 0.5\%$	85 $^{\circ}$ C, 85% RH, 1000 hours
Temperature Cycle	$\pm 0.5\%$	-55 $^{\circ}$ C and +155 $^{\circ}$ C, 300 cycles, 15 minutes per extreme condition
Resistance to Soldering Heat	$\pm 0.5\%$	260 $\pm 5^{\circ}$ C for 20 ± 1 seconds
Solderability	At least 95% of surface area of electrode must be covered with new solder	245 $\pm 5^{\circ}$ C for 2 ± 0.5 seconds
High Temperature Exposure	$\pm 0.5\%$	170 $^{\circ}$ C for 1000 hours
Low Temperature Storage	$\pm 0.5\%$	-55 $^{\circ}$ C for 1000 hours
Substrate Bending	$\pm 1\%$	Bending width 2mm
Insulation Resistance	> 100M Ω	100V DC for 1 minute

Storage Conditions: Temperature 5 $^{\circ}$ C ~ 35 $^{\circ}$ C; R.H. 40% ~ 75%.

Solder Pad Dimensions				
<p>The diagram shows two traces on a substrate. The left trace is labeled 'Cu Trace' and the right is 'Sensing Trace'. Dimension 'a' is the height of the sensing trace. Dimension 'b' is the width of the sensing trace. Dimension 'L' is the length of the sensing trace.</p>				
Type / Code	a	b	L	Unit
CSM0603	0.039	0.028	0.035	inches
	1.00	0.70	0.90	mm
CSM2512	0.157	0.083	0.161	inches
	4.00	2.10	4.10	mm

RoHS Compliance

Stackpole Electronics has joined the worldwide effort to reduce the amount of lead in electronic components and to meet the various regulatory requirements now prevalent, such as the European Union's directive regarding "Restrictions on Hazardous Substances" (RoHS 2). As part of this ongoing program, we periodically update this document with the status regarding the availability of our compliant components. All our standard part numbers are compliant to EU Directive 2011/65/EU of the European Parliament.

RoHS Compliance Status						
Standard Product Series	Description	Package / Termination Type	Standard Series RoHS Compliant	Lead-Free Termination Composition	Lead-Free Mfg. Effective Date (Std Product Series)	Lead-Free Effective Date Code (YY/WW)
CSM	Molded Metal Plate Sensing Resistor	SMD	YES	100% Matte Sn over Ni	Always	Always

“Conflict Metals” Commitment

We at Stackpole electronics, Inc. are joined with our industry in opposing the use of metals mined in the “conflict region” of the Easter Democratic Republic of the Congo (DRC) in our products. Recognizing that the supply chain for metals used in the electronics industry is very complex, we work closely with our own suppliers to verify to the extent possible that the materials and products we supply do not contain metals sourced from this conflict region. As such, we are in compliance with the requirements of Dodd-Frank Act regarding Conflict Minerals.

Compliance to “REACH”

We certify that all passive components supplied by Stackpole Electronics, Inc. are SVHC (Substances of Very High Concern) free and compliant with the requirements of EU Directive 1907/2006/EC, “The Registration, Evaluation, Authorization and Restriction of Chemicals”, otherwise referred to as REACH. Contact us for complete list of REACH Substance Candidate List.

Environmental Policy

It is the policy of Stackpole Electronics, Inc. (SEI) to protect the environment in all localities in which we operate. We continually strive to improve our effect on the environment. We observe all applicable laws and regulations regarding the protection of our environment and all requests related to the environment to which we have agreed. We are committed to the prevention of all forms of pollution.

How to Order

	1	2	3	4	5	6	7	8	9	10	11	12	13
	C	S	M	2	5	1	2	F	T	1	0	L	0

	Product Series	Size	Power	Tolerance	Packaging				Resistance Value
CSM	Molded Metal Plate Sensing Resistor	0603 2512	0.33W 3W	Code Tol F 1% J 5%	Code	Description	Size	Quantity	Four characters with the multiplier used as the decimal holder. "L" used as multiplier of 10 ³ for any value under 0.1 ohm 0.001 = 1L00 0.01 = 10L0 0.1 ohm = R100
					T	Paper Tape Emboss	0603 2512	5,000 4,000	